

Features

- 1.28 gpf (4.8 lpf).
- Left-hand Polished Chrome trip lever.
- Insuliner® tank liner minimizes condensation on the tank.
- Combines with the K-4199 bowl to create a complete K-3999-U Highline toilet.
- Combines with the K-5393 bowl to create a complete K-5481-U Highline toilet.
- Coordinates with other products in the Wellworth collection.

Technology

- Single-flush gravity uses the force of gravity and a precision-engineered tank to create a strong siphon during flushing.
- KOHLER's canister flush valve harnesses the natural force of gravity and optimizes flushing performance.
- Class Five® flushing technology offers virtually plug-free performance and rinsing power for a clean bowl.

Installation

- Supply line sold separately.

Recommended Products/Accessories

K-4199 Two-piece elongated chair height toilet bowl
K-23726 Drain treatment



Codes/Standards




ASME A112.19.2/CSA B45.1

KOHLER® Toilets and Seats Limited Warranty

See website for detailed warranty information.

Available Colors/Finishes

Color tiles intended for reference only.

| Color | Code | Description |
|---|------|--------------|
|  | 0 | White |
|  | 96 | Biscuit |
|  | 7 | Black Black™ |

No image available.
This product is a component and not intended to be a standalone installation.

Technical Information

All product dimensions are nominal.

Toilet type: Two-piece, Bowl-mount

Water Consumption

Full: 1.28 gpf (4.8 lpf)

Notes

Install this product according to the installation instructions.